

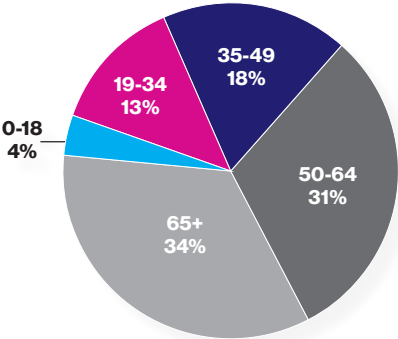
BY THE NUMBERS

**4,226**  
Patients Served

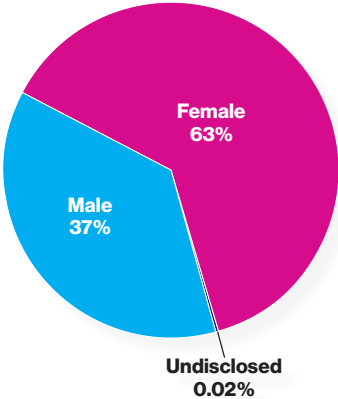
**32,205**  
Total Visits

Who We Serve

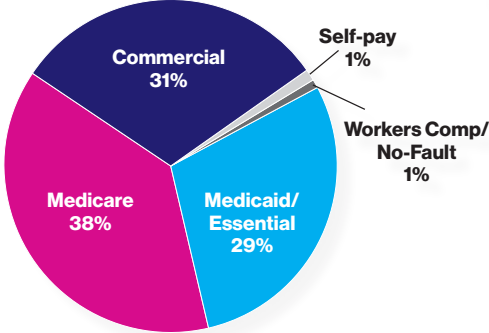
Age



Gender Identity



Payer Mix



## Individual Therapies

	PT	OT	SLP	NEUROPSYCH
Patients	2,425	1,828	403	127
Average # of Visits	7.9	5.2	4.6	13.3

## Specialty Programs

We offer specialized and unique programs to serve individuals with Brain Injury and Spinal Cord Injury living in the community.

Program	Persons Served	Outcome
Brain Injury	184	Our patients score 6.2 out of 7 in their adjustment to limitations (awareness, acceptance, compensating and expectations) three months after discharge. <sup>1</sup>
Spinal Cord Injury	191	Our patients improve 14% in their physical independence in the 5 years post injury. <sup>2</sup>

## Patient Satisfaction

“ The facility was clean, well-spaced and bright.  
The staff was courteous and efficient. My therapist  
was knowledgeable which inspires confidence.”  
— Press Ganey, 2023



**Mount Sinai** *Rehabilitation Center*

### Mount Sinai Rehabilitation Center

1 Gustave L. Levy Place  
New York, NY 10029  
[www.mountsinai.org/care/rehab-medicine](http://www.mountsinai.org/care/rehab-medicine)

furthering ability  
through clinical care,  
science, education  
and innovation

Data Sources: 2023 Cerner, Epic,  
Press Ganey, MedTel FAM<sup>1</sup>, CHART<sup>2</sup>