



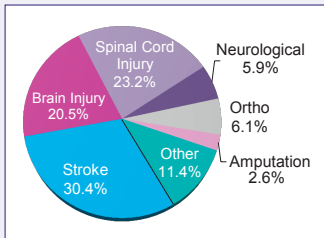
Mount Sinai Rehabilitation Center 2017 Scorecard Inpatient Rehabilitation

Furthering ability through clinical care, science, education and innovation

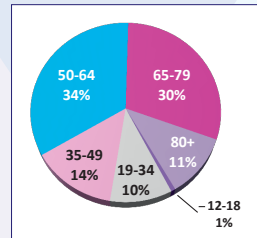
Patients Served: 836
Average Age: 59.4 years old
Patients We Serve

	Stroke	SCI	BI	Amputee	Neuro	Ortho	Other
Volume	254	194	171	22	49	51	95
Length of Stay	17.5	26.1	16.5	13.7	15.4	13.1	16.1

Case Mix



Age Groups



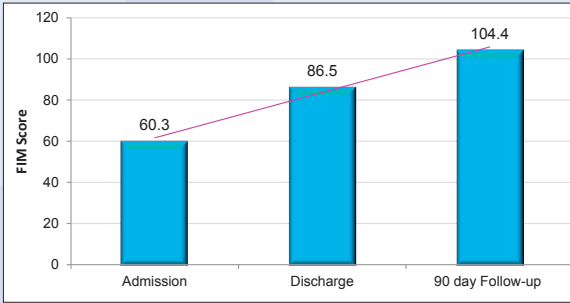
Goal Attainment

Almost 80% of our patients meet their goals during their stay at the Mount Sinai Rehabilitation Center

Intensity of Therapy

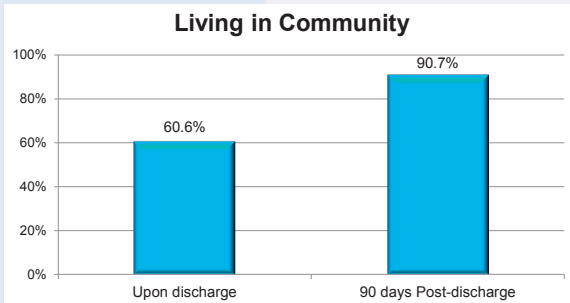
On average, our patients receive 3.2 hours of therapy per day, including Physical and Occupational Therapy, Speech Language Pathology and Neuropsychology. Supplemental activities are offered daily by our Therapeutic Recreational Specialists.

Functional Improvement



The Functional Independence Measure (FIM) is the gold standard for measuring function in the rehabilitation industry. Our patients make significant gains in function and independence during their inpatient stay and outpatient program.

Discharge



The majority of our patients are discharged back to the community following inpatient rehabilitation. Some patients (18.7%) require further rehabilitation in a sub-acute setting prior to returning home. A small percentage (12.8%) require transfer to the acute hospital for further medical management.

Patient Satisfaction

95.5% of patients are satisfied with the programs at The Mount Sinai Rehabilitation Center



Mount Sinai Rehabilitation Center

One Gustave L. Levy Place
New York, NY 10029

www.mountsinai.org/care/rehab-medicine