

Mount Sinai Employee COVID-19 Self-Screening Instructions





This is a regulatory requirement, and all staff working onsite must comply.

INSTRUCTIONS:



Go to the **Employee COVID Self-Screening tool** at <https://redcap.mountsinai.org/redcap/surveys/?s=CH7HP98NE8> or scan this **QR Code** using the camera app on your smartphone.

For easy access, you can add the screening questionnaire to your home screen. Once you have opened the questionnaire in your phone's browser, please follow the instructions below.

Device	Button	Select	
iPhone		"Add to Home Screen" or "Add Bookmark"	 This icon will appear on the smart device
Android		"Add to Home Screen" or 	

Complete and submit the survey. It takes about one minute.

An email will be sent to you with instructions based on your responses.

No symptoms: proceed to work.

With symptoms: Contact your supervisor and let them know you self-screened positive and will not be reporting to work. Contact EHS by either clicking the link in the email sent to you or by calling **212-844-1100** for more directions and the return-to-work policy.

Note: You are strongly encouraged to self-screen online, before commuting to work.

