

CONNECT WITH LOVED ONES

VIRTUALLY

STEP
1

FIND AN APP

Video Chat Apps included in Smartphones and Devices:

Apple Devices



Android Devices



Other Apps you can download:



STEP
2

CONNECT TO WIFI

See in-room instructions, or ask your care team about how you can connect to our guest Wi-Fi.



STEP
3

CALL OR TEXT

If you plan to use the video feature of the app, it is best to connect to Wi-Fi.



INSTRUCTIONS FOR APPLE DEVICES - FACETIME



1. In the FaceTime app, sign in to FaceTime and have it turned on.
2. At the top of the FaceTime window, tap the plus button +.
3. Enter the email address or phone number of the person you want to call. You may need to press Return.
4. To start the FaceTime call, click the Video button  or the Audio button .

INSTRUCTIONS FOR ANDROID DEVICES - GOOGLE DUO



1. In the Duo app, sign in to Duo with your phone numbers and have it turned on.
2. Tap on "search contacts or dial."
3. Enter the email address or phone number of the person you want to call. You may need to press Return.
4. To start the Duo call, click the Video button  or the Audio button .

If your only option is to "invite," the person does not have Google Duo app installed or is not signed in and may not be able to connect with you via Google Duo

Thank you for doing your part to help keep our patients, staff and community safe.