



Mount Sinai Rehabilitation Center

2023 Scorecard Inpatient Rehabilitation

Furthering ability through clinical care, science, education and innovation

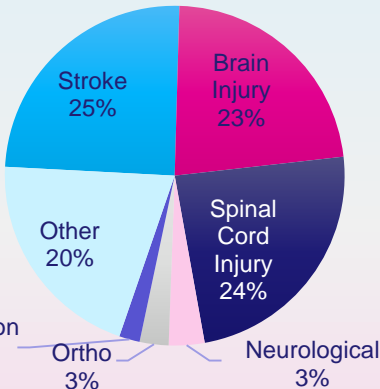
Patients Served: 764

Average Age: 59 years old

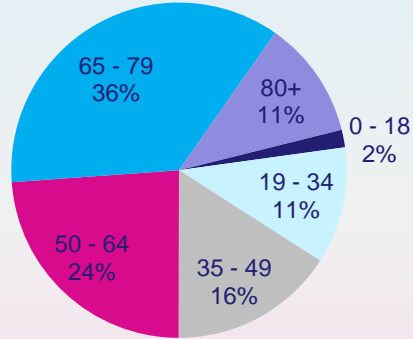
Patients We Serve

	Stroke	SCI	BI	Amputee	Neuro	Ortho	Other
Volume	188	183	174	15	34	22	148
Length of Stay	19.2	24.0	19.8	14.3	21.3	13.5	19.6

Case Mix



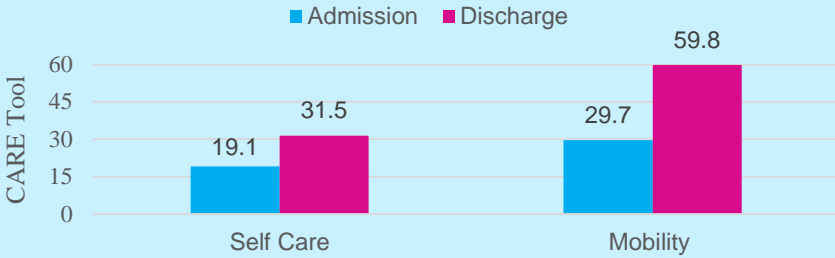
Age Groups



Intensity of Therapy

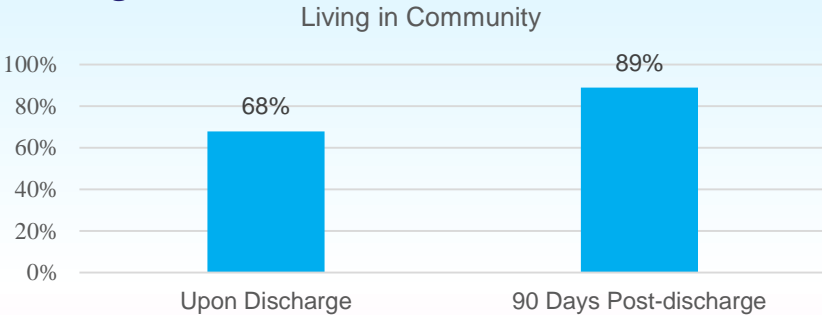
On average, our patients receive 3.2 hours of therapy per day, including Physical and Occupational Therapy, Speech Language Pathology and Neuropsychology. Supplemental activities are offered daily by our Therapeutic Recreational Specialists.

Functional Improvement



The effectiveness of rehabilitation care is measured by improvement in functional status. This quality measure demonstrates the change in scores for self-care and mobility from admission to discharge. Our patients make significant gains in function and independence during their stay.

Discharge



The majority of our patients are discharged back to the community following inpatient rehabilitation. Some patients (17%) require further rehabilitation in a sub-acute setting prior to returning home. A percentage (15%) require transfer to the acute hospital for further medical management.

Patient Satisfaction

94% of patients are satisfied with the programs at The Mount Sinai Rehabilitation Center



Mount Sinai Rehabilitation Center

1 Gustave L. Levy Place

New York, NY 10029

www.mountsinai.org/care/rehab-medicine